

FLOOR PLAN/TABLE SETTINGS and PLACE CARD INSTRUCTIONS:

Wedding Date:

Bride Name:

Groom Name:

Guest tables are designed to comfortably accommodate maximum seating for 10 guests.
Please assign a minimum of 8 guests to each table.

IMPORTANT NOTE: It is much wiser to seat 10 guests at as many guest tables as possible.
Using fewer guest tables, allows for greater freedom of movement throughout the dining room.

***Please click each table icon to enter guests names and the total number of guests assigned to each individual table, including the Head Table.**

As you assign guests to a table, we recommend that you fill out their place cards at the same time.

If you are offering a choice of meals, please indicate that choice on the back of the place cards
(your guests may forget their selection on the day of your reception).

Please note that all vendors (disc jockeys, photographers, bands, etc.) should be seated in the dining room together with your guests, either at one table, or mixed in with your guests.

Place cards should also be filled out for all members of your wedding party, to be seated at the head table.

Once you have completed all table assignments, guest count totals and place cards, file all place cards in alphabetical order. Do not alphabetize each table separately!

The entire guest list (with the exception of the head table) should be alphabetized into one group.

SUGGESTION: If you do not need to use all tables represented on your selected floor plan, please eliminate one table at a time from each row, starting with the row furthest away from the head table.

NOTE: It will not be necessary to re-number the tables even though some table numbers are eliminated.

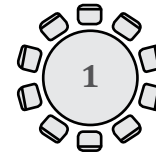
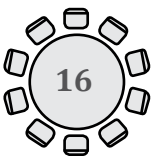
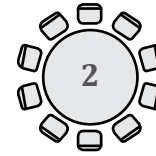
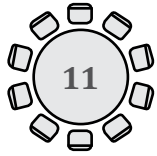
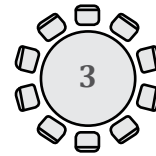
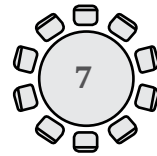
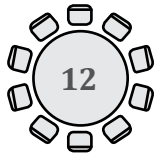
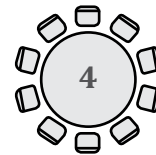
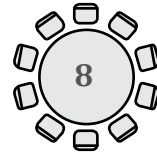
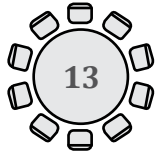
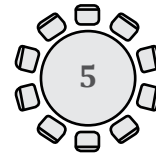
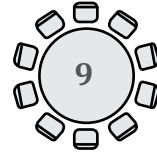
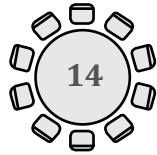
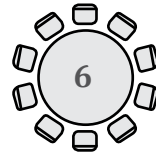
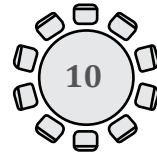
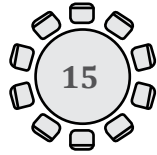
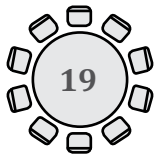
***When you are ready to send in your floor plan information, please double-check your entered information and click save. Once saved, please attach the completed and saved PDF file to an email to us at: info@ihweddings.com**



STAGE

Max. Seating: 194
Max. Head Table: 4

DANCE FLOOR

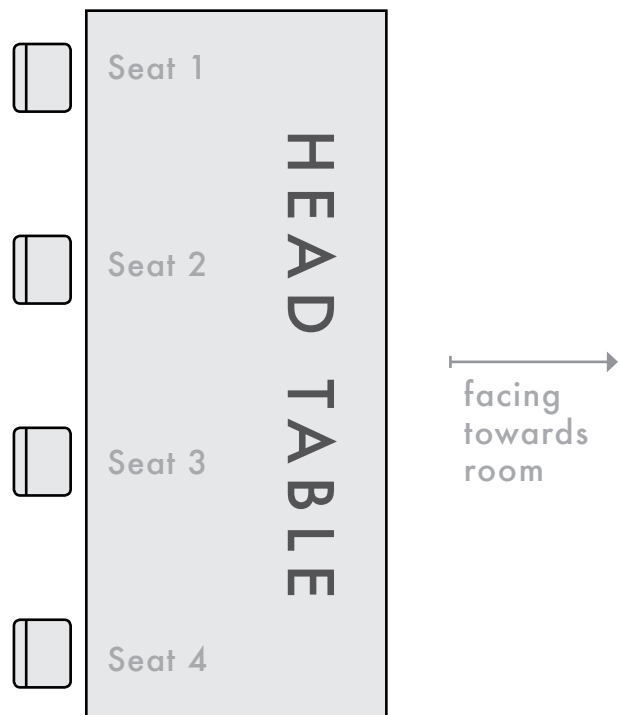


FIREPLACE

HEAD TABLE

Seats 1 - 4

Please Enter Guest Names for Each Seat, and the Guest Seat Count Total (below).

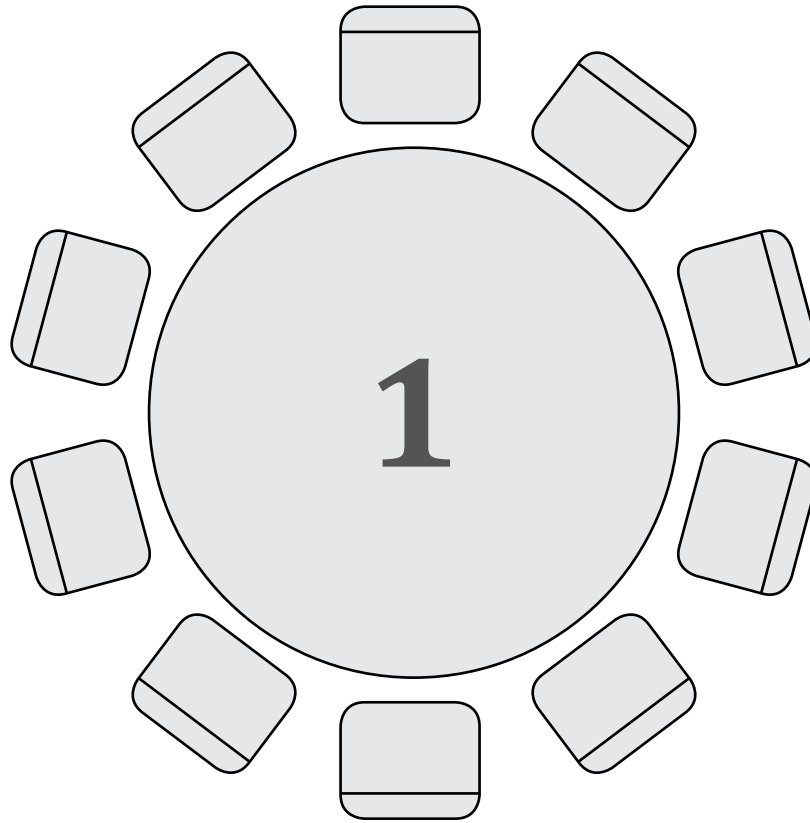


Please Enter Total Count
for the Head Table.

Seats 1 - 4 Total

Table One

Seats 1 - 10



Please Enter Guest Names for Each Seat (above or below), and the Guest Seat Count Total.

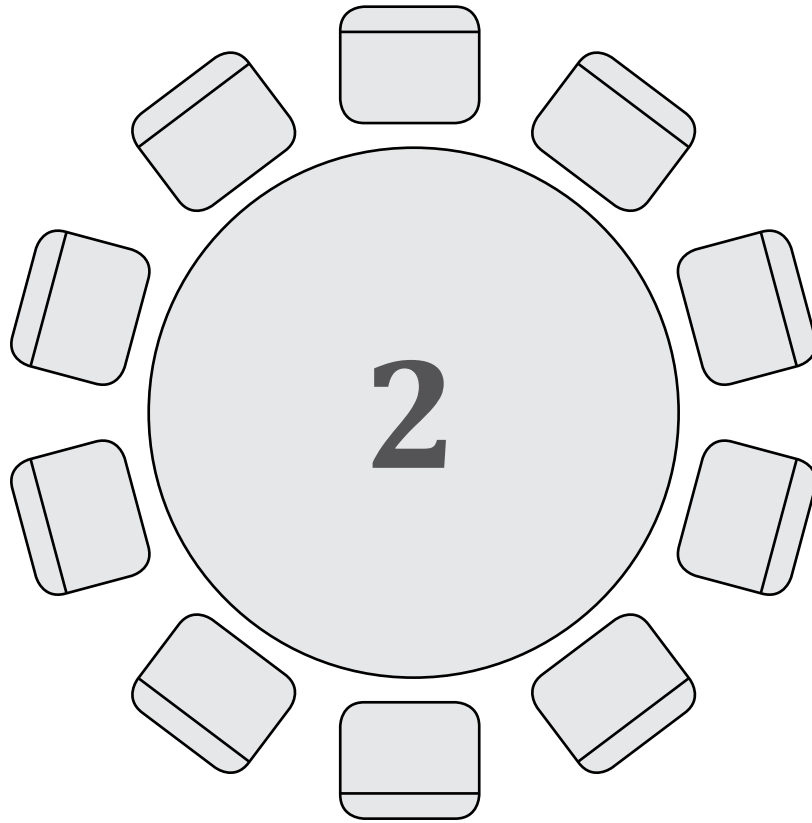
- Seat 1
- Seat 2
- Seat 3
- Seat 4
- Seat 5
- Seat 6
- Seat 7
- Seat 8
- Seat 9
- Seat 10

Please Enter Total Count
for Table One below.

Seats 1 - 10 Total

Table Two

Seats 1 - 10



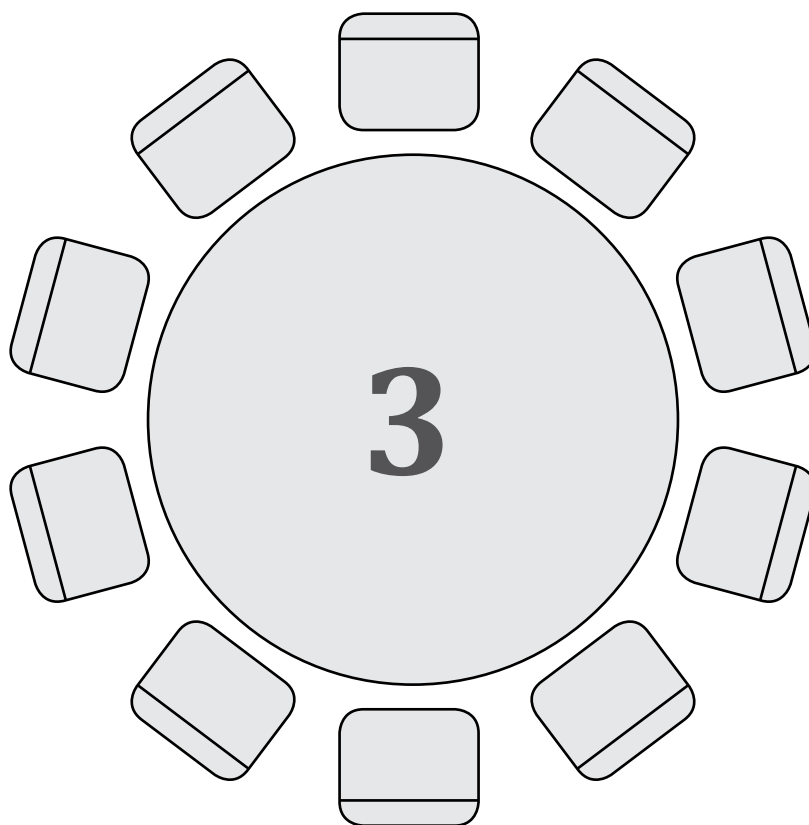
Please Enter Guest Names for Each Seat (above or below), and the Guest Seat Count Total.

- Seat 1
- Seat 2
- Seat 3
- Seat 4
- Seat 5
- Seat 6
- Seat 7
- Seat 8
- Seat 9
- Seat 10

Please Enter Total Count
for Table Two below.

Seats 1 - 10 Total

Table Three
Seats 1 - 10



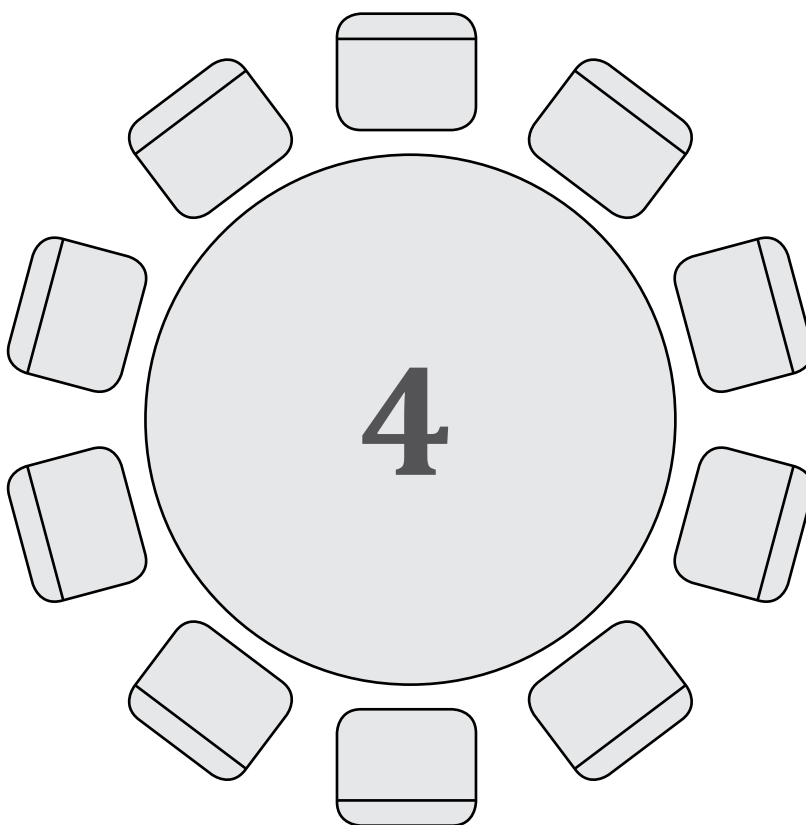
Please Enter Guest Names for Each Seat (above or below), and the Guest Seat Count Total.

- Seat 1
- Seat 2
- Seat 3
- Seat 4
- Seat 5
- Seat 6
- Seat 7
- Seat 8
- Seat 9
- Seat 10

**Please Enter Total Count
for Table Three below.**

Seats 1 - 10 Total

Table Four
Seats 1 - 10



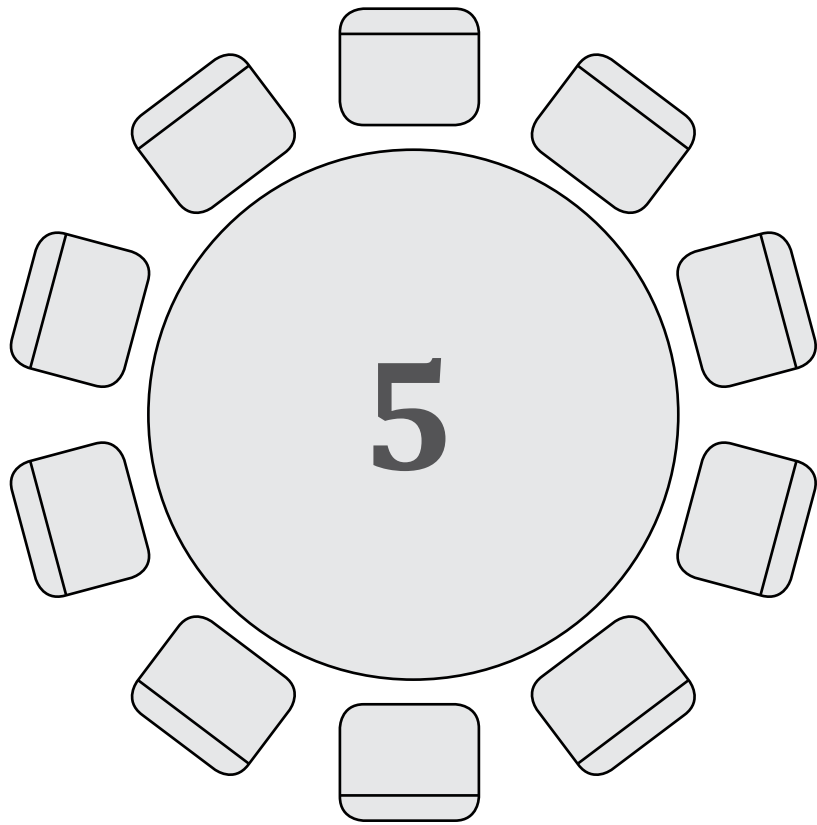
Please Enter Guest Names for Each Seat (above or below), and the Guest Seat Count Total.

- Seat 1
- Seat 2
- Seat 3
- Seat 4
- Seat 5
- Seat 6
- Seat 7
- Seat 8
- Seat 9
- Seat 10

**Please Enter Total Count
for Table Four below.**

Seats 1 - 10 Total

Table Five
Seats 1 - 10



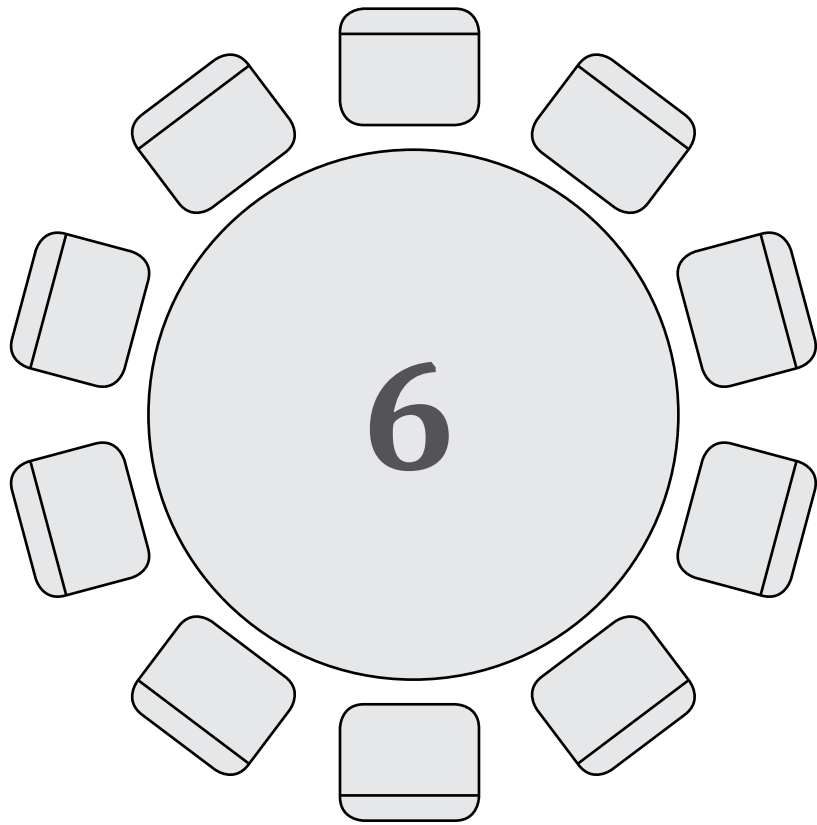
Please Enter Guest Names for Each Seat (above or below), and the Guest Seat Count Total.

- Seat 1
- Seat 2
- Seat 3
- Seat 4
- Seat 5
- Seat 6
- Seat 7
- Seat 8
- Seat 9
- Seat 10

**Please Enter Total Count
for Table Five below.**

Seats 1 - 10 Total

Table Six
Seats 1 - 10



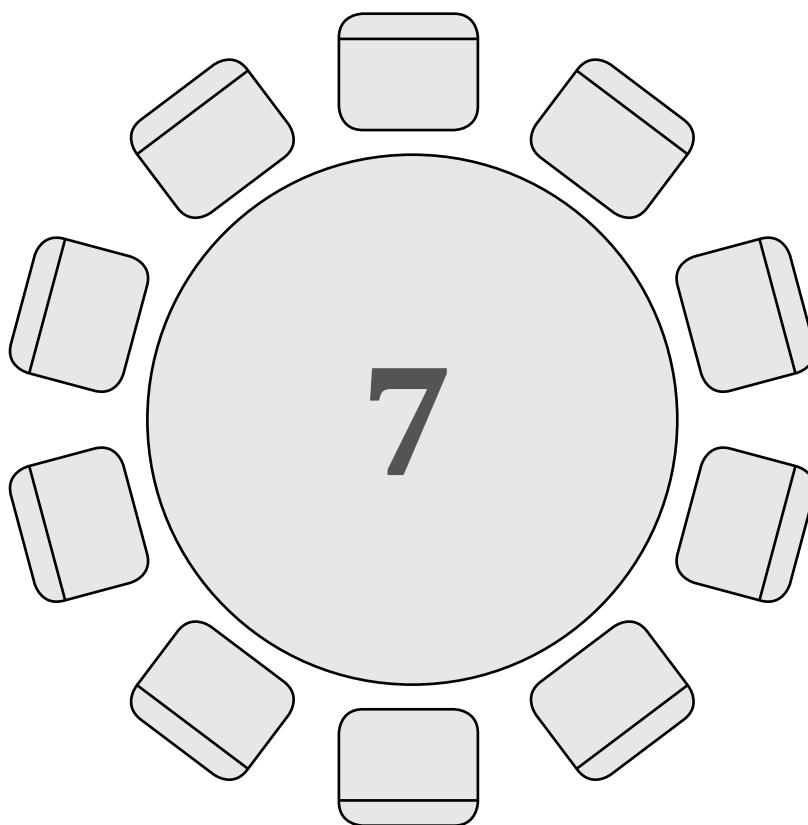
Please Enter Guest Names for Each Seat (above or below), and the Guest Seat Count Total.

- Seat 1
- Seat 2
- Seat 3
- Seat 4
- Seat 5
- Seat 6
- Seat 7
- Seat 8
- Seat 9
- Seat 10

**Please Enter Total Count
for Table Six below.**

Seats 1 - 10 Total

Table Seven
Seats 1 - 10



Please Enter Guest Names for Each Seat (above or below), and the Guest Seat Count Total.

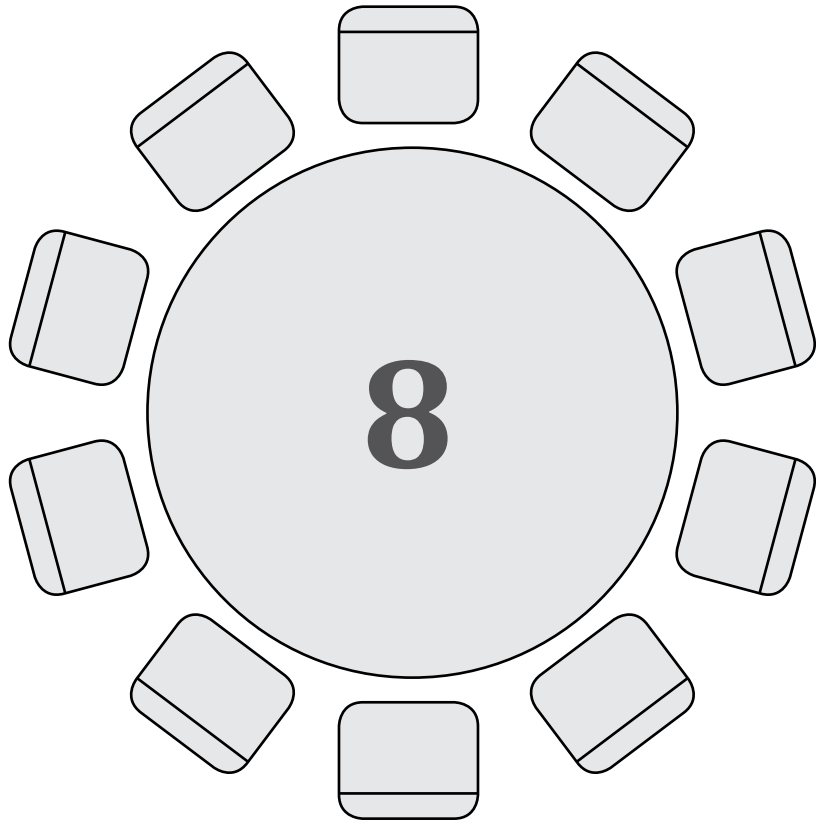
- Seat 1
- Seat 2
- Seat 3
- Seat 4
- Seat 5
- Seat 6
- Seat 7
- Seat 8
- Seat 9
- Seat 10

**Please Enter Total Count
for Table Seven below.**

Seats 1 - 10 Total

Table Eight

Seats 1 - 10



Please Enter Guest Names for Each Seat (above or below), and the Guest Seat Count Total.

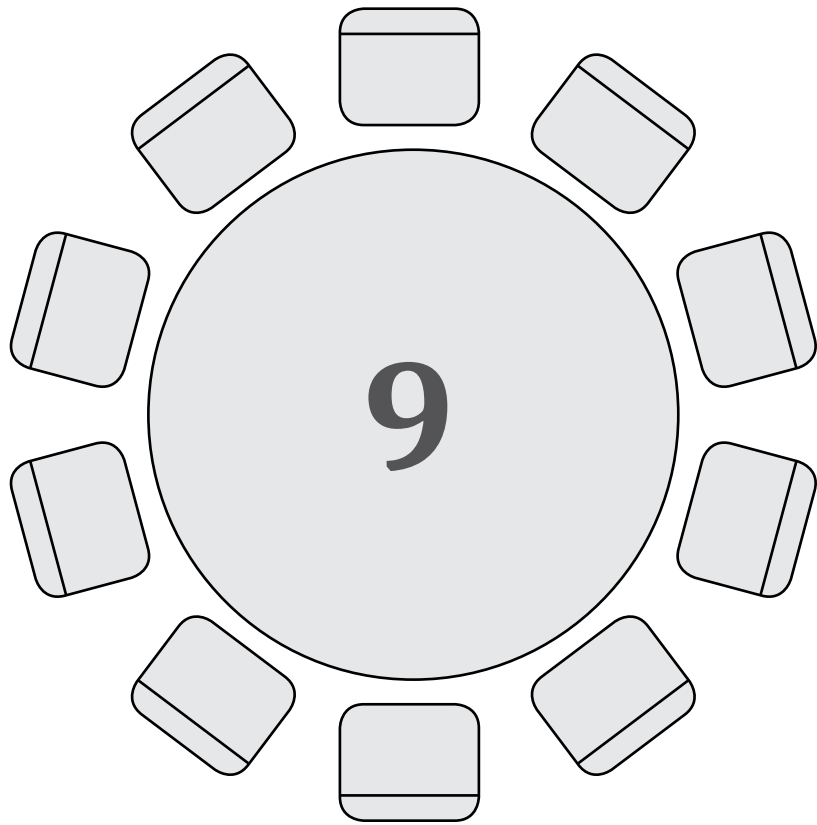
- Seat 1
- Seat 2
- Seat 3
- Seat 4
- Seat 5
- Seat 6
- Seat 7
- Seat 8
- Seat 9
- Seat 10

**Please Enter Total Count
for Table Eight below.**

Seats 1 - 10 Total

Table Nine

Seats 1 - 10



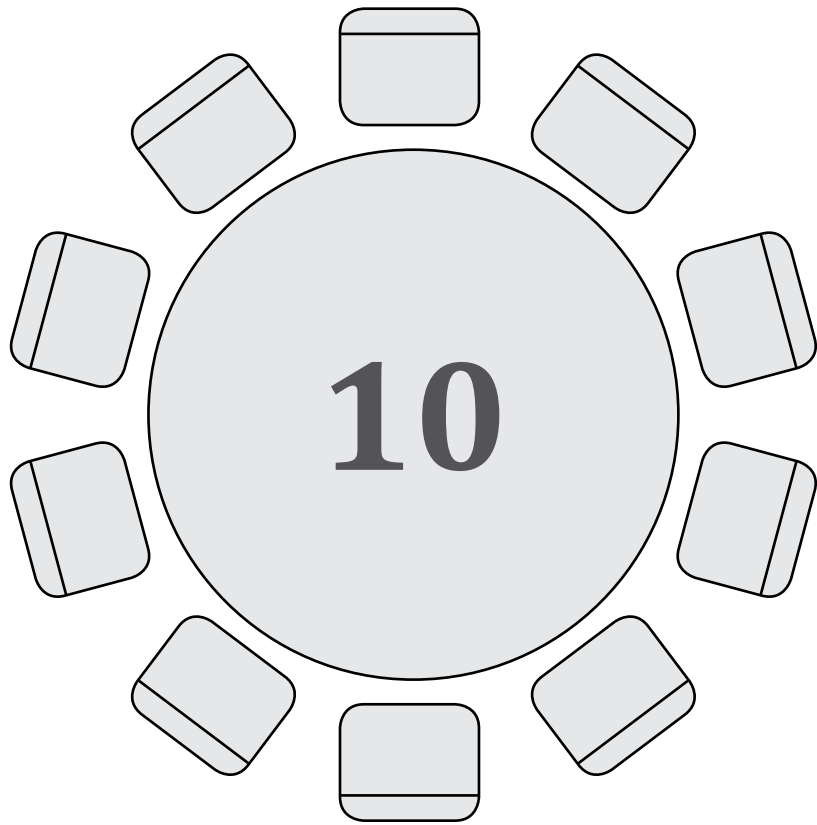
Please Enter Guest Names for Each Seat (above or below), and the Guest Seat Count Total.

- Seat 1
- Seat 2
- Seat 3
- Seat 4
- Seat 5
- Seat 6
- Seat 7
- Seat 8
- Seat 9
- Seat 10

**Please Enter Total Count
for Table Nine below.**

Seats 1 - 10 Total

Table Ten
Seats 1 - 10



Please Enter Guest Names for Each Seat (above or below), and the Guest Seat Count Total.

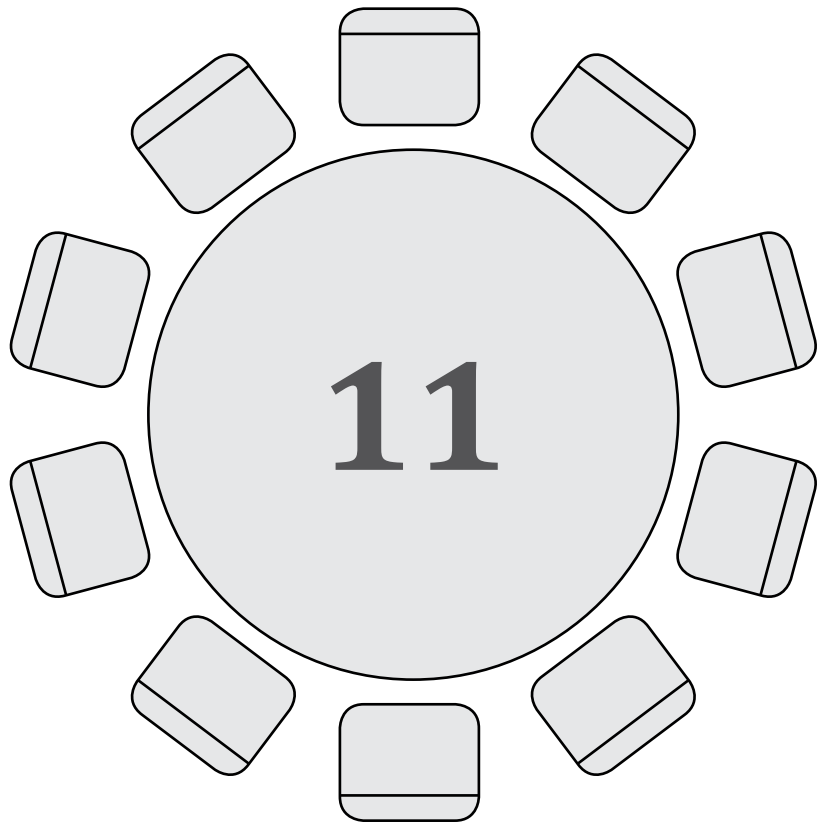
- Seat 1
- Seat 2
- Seat 3
- Seat 4
- Seat 5
- Seat 6
- Seat 7
- Seat 8
- Seat 9
- Seat 10

**Please Enter Total Count
for Table Ten below.**

Seats 1 - 10 Total

Table Eleven

Seats 1 - 10



Please Enter Guest Names for Each Seat (above or below), and the Guest Seat Count Total.

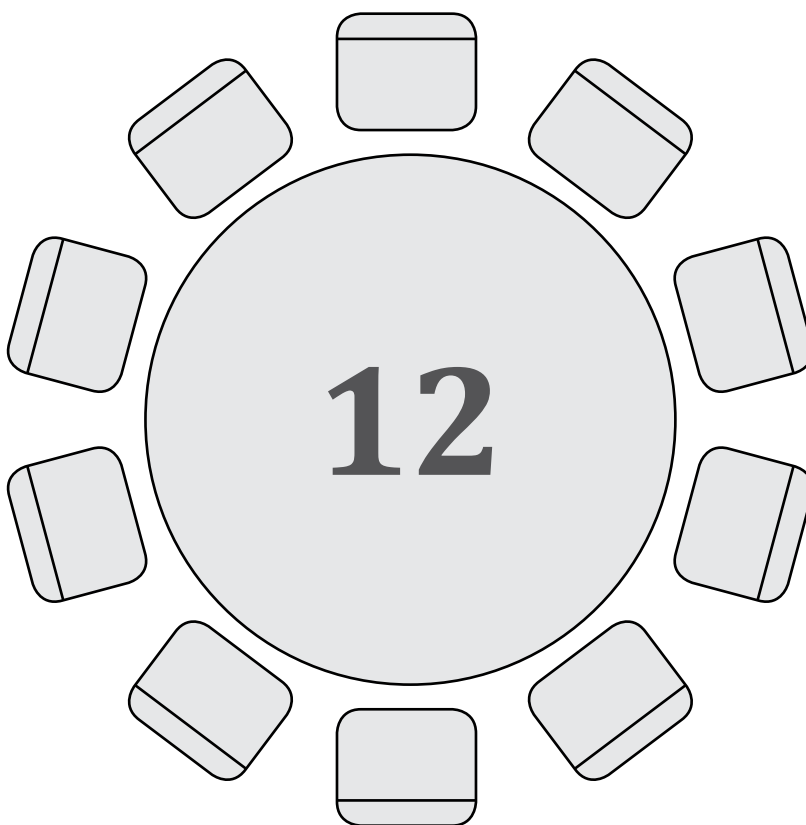
- Seat 1
- Seat 2
- Seat 3
- Seat 4
- Seat 5
- Seat 6
- Seat 7
- Seat 8
- Seat 9
- Seat 10

**Please Enter Total Count
for Table Eleven below.**

Seats 1 - 10 Total

Table Twelve

Seats 1 - 10



Please Enter Guest Names for Each Seat (above or below), and the Guest Seat Count Total.

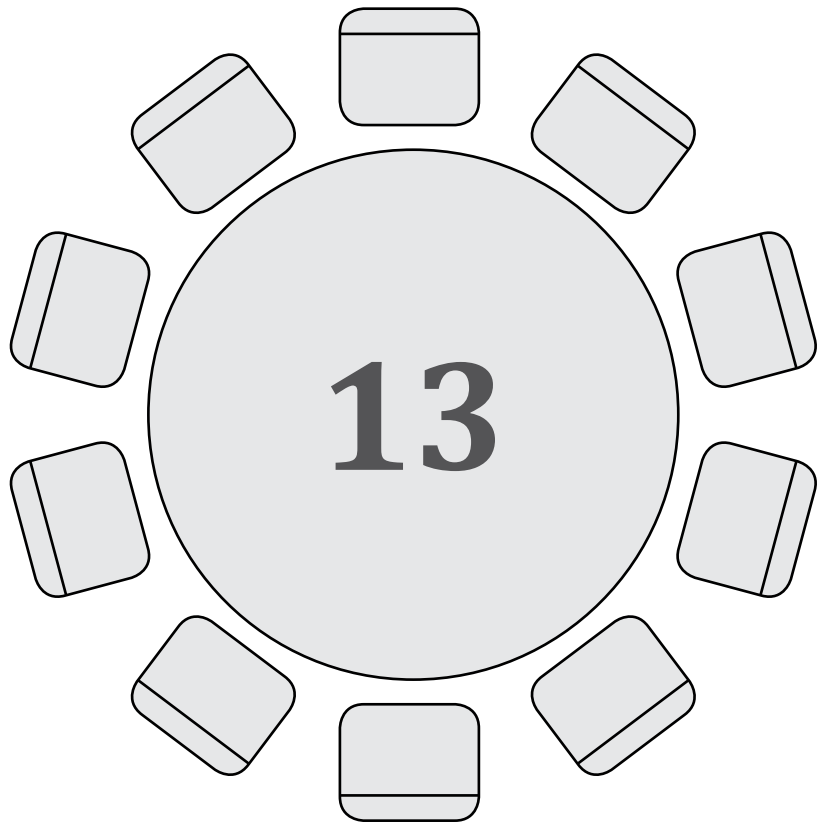
- Seat 1
- Seat 2
- Seat 3
- Seat 4
- Seat 5
- Seat 6
- Seat 7
- Seat 8
- Seat 9
- Seat 10

Please Enter Total Count
for Table Twelve below.

Seats 1 - 10 Total

Table Thirteen

Seats 1 - 10



Please Enter Guest Names for Each Seat (above or below), and the Guest Seat Count Total.

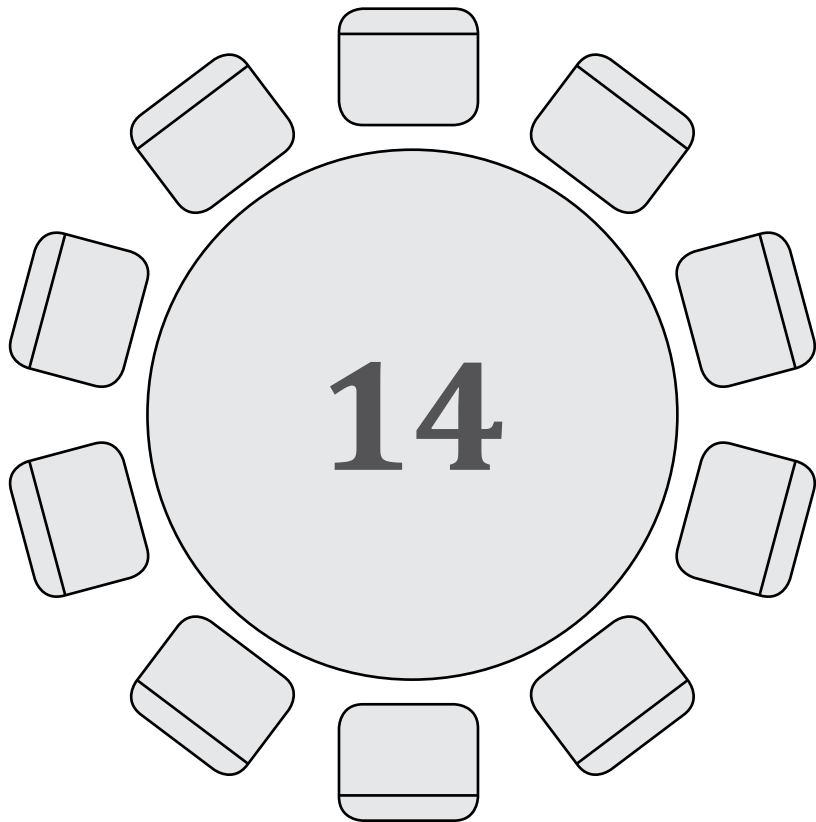
- Seat 1
- Seat 2
- Seat 3
- Seat 4
- Seat 5
- Seat 6
- Seat 7
- Seat 8
- Seat 9
- Seat 10

**Please Enter Total Count
for Table Thirteen below.**

Seats 1 - 10 Total

Table Fourteen

Seats 1 - 10



Please Enter Guest Names for Each Seat (above or below), and the Guest Seat Count Total.

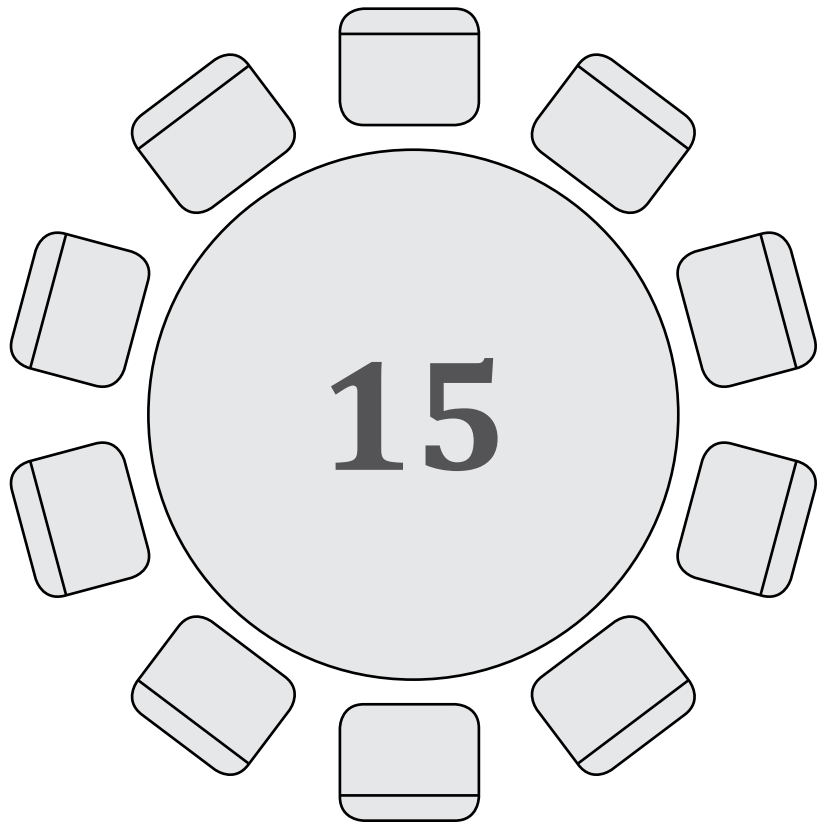
- Seat 1
- Seat 2
- Seat 3
- Seat 4
- Seat 5
- Seat 6
- Seat 7
- Seat 8
- Seat 9
- Seat 10

Please Enter Total Count
for Table Fourteen below.

Seats 1 - 10 Total

Table Fifteen

Seats 1 - 10



Please Enter Guest Names for Each Seat (above or below), and the Guest Seat Count Total.

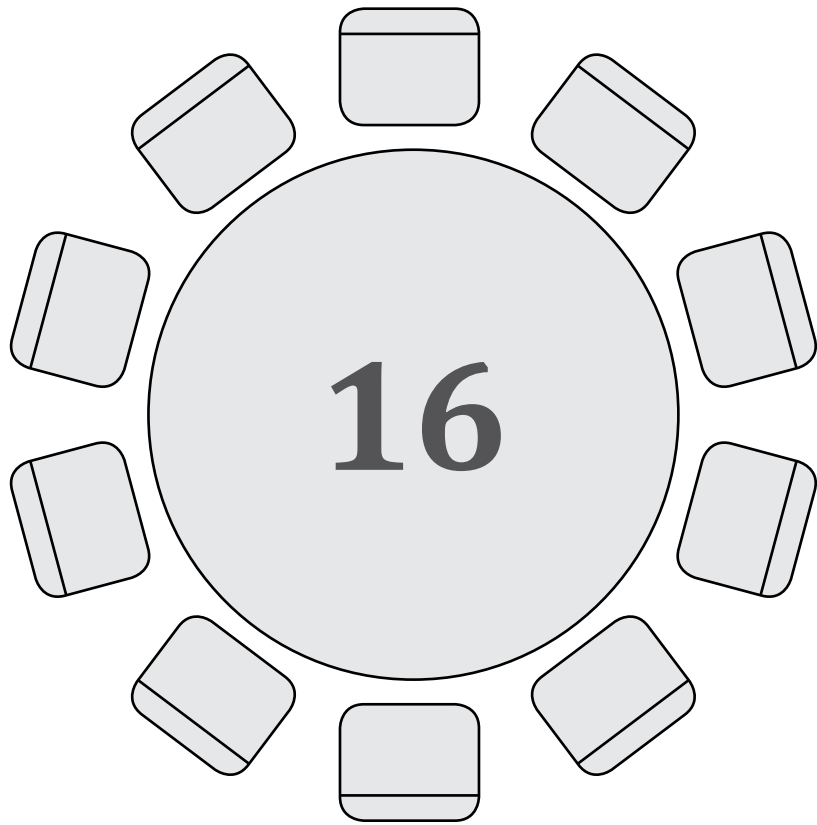
- Seat 1
- Seat 2
- Seat 3
- Seat 4
- Seat 5
- Seat 6
- Seat 7
- Seat 8
- Seat 9
- Seat 10

**Please Enter Total Count
for Table Fifteen below.**

Seats 1 - 10 Total

Table Sixteen

Seats 1 - 10



Please Enter Guest Names for Each Seat (above or below), and the Guest Seat Count Total.

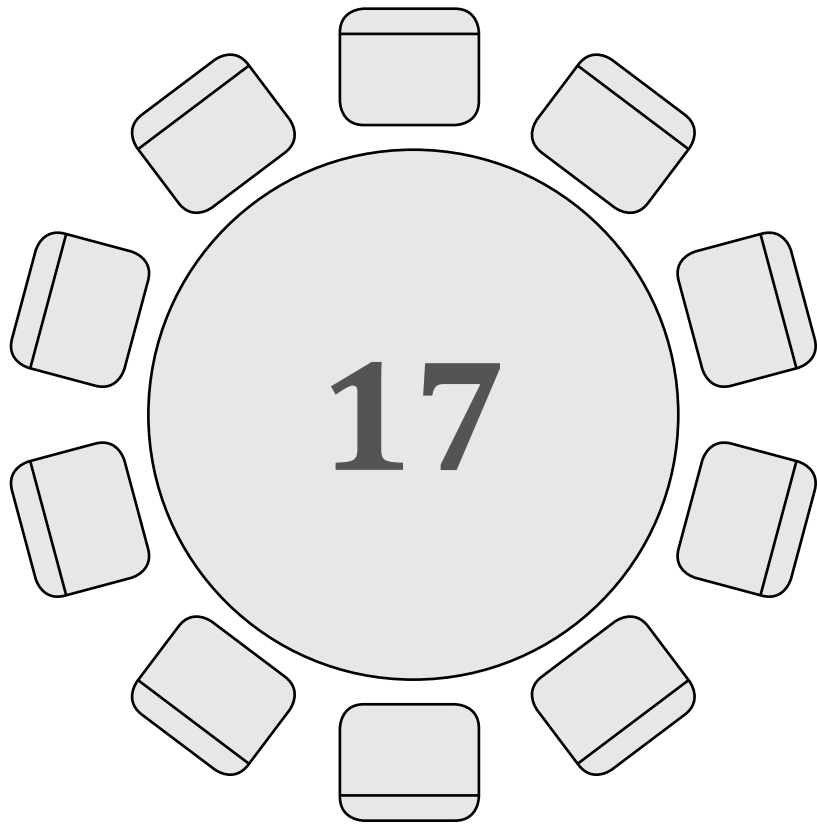
- Seat 1
- Seat 2
- Seat 3
- Seat 4
- Seat 5
- Seat 6
- Seat 7
- Seat 8
- Seat 9
- Seat 10

**Please Enter Total Count
for Table Sixteen below.**

Seats 1 - 10 Total

Table Seventeen

Seats 1 - 10



Please Enter Guest Names for Each Seat (above or below), and the Guest Seat Count Total.

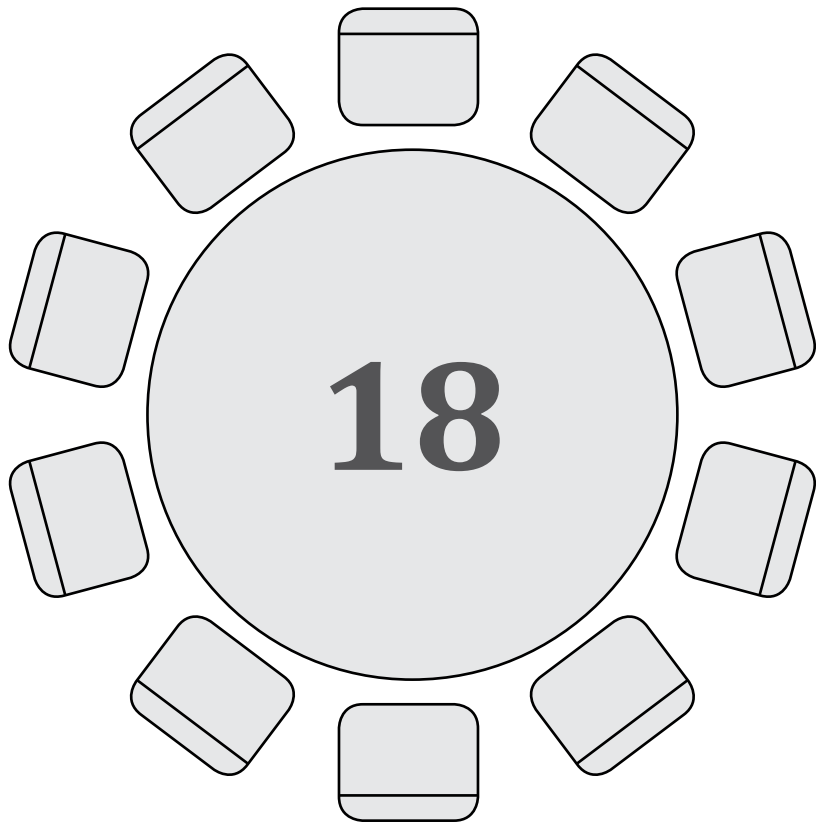
- Seat 1
- Seat 2
- Seat 3
- Seat 4
- Seat 5
- Seat 6
- Seat 7
- Seat 8
- Seat 9
- Seat 10

Please Enter Total Count
for Table Seventeen below.

Seats 1 - 10 Total

Table Eighteen

Seats 1 - 10



Please Enter Guest Names for Each Seat (above or below), and the Guest Seat Count Total.

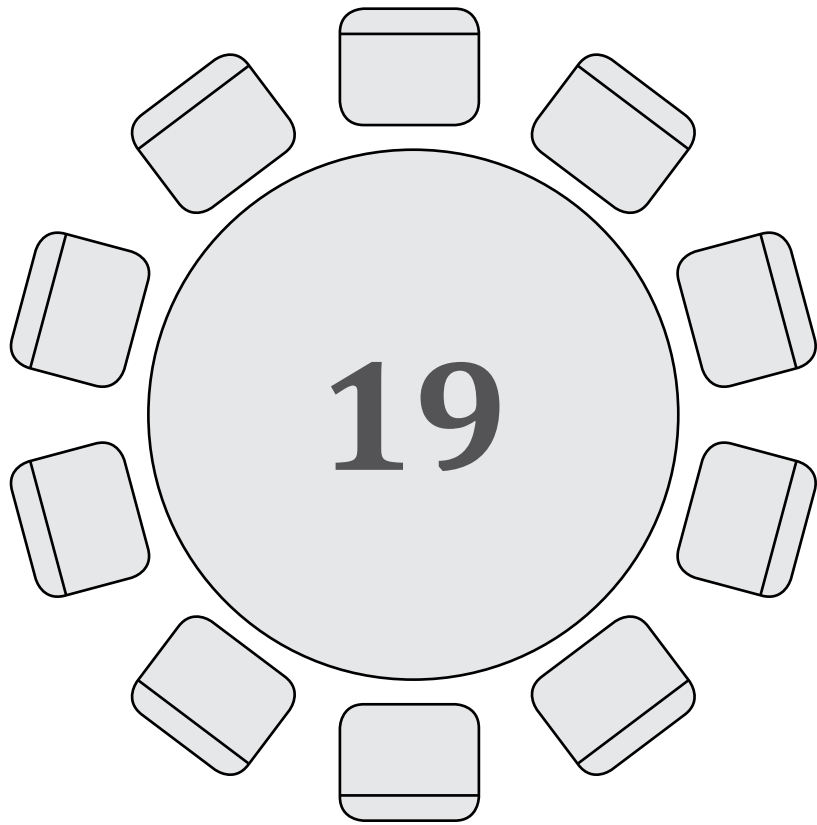
- Seat 1
- Seat 2
- Seat 3
- Seat 4
- Seat 5
- Seat 6
- Seat 7
- Seat 8
- Seat 9
- Seat 10

**Please Enter Total Count
for Table Eighteen below.**

Seats 1 - 10 Total

Table Nineteen

Seats 1 - 10



Please Enter Guest Names for Each Seat (above or below), and the Guest Seat Count Total.

- Seat 1
- Seat 2
- Seat 3
- Seat 4
- Seat 5
- Seat 6
- Seat 7
- Seat 8
- Seat 9
- Seat 10

Please Enter Total Count
for Table Nineteen below.

Seats 1 - 10 Total